

Quarterly Highway Program Status Report

Orange County Transportation Authority

Interstate 5 Projects



Project	Measure Project	Cost
Pico to Vista Hermosa	M2	\$110 million
Vista Hermosa to PCH	M2	\$75 million
PCH to San Juan Creek	M2	\$63 million
Ortega Interchange	M2	\$81 million
El Toro Road Interchange	M2	\$3 million
SR-73 to El Toro Road	M2	\$526 million
I-405 to SR-55	M2	\$10 million
SR-55 to SR-57	M2	\$42 million

Forecast Schedule	2013	2014	2015	2016	2017	2018	2019	2020	2021	2022	2023
-------------------	------	------	------	------	------	------	------	------	------	------	------

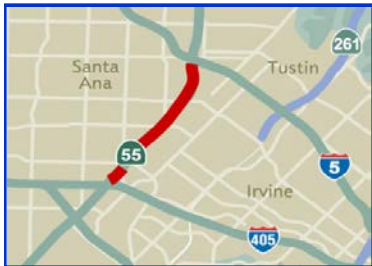
Legend:

- Environmental
- Final Design
- Construction

Data Date: December 2013

Pico to Vista Hermosa	■		■								
Vista Hermosa to PCH	■	■									
PCH to San Juan Creek	■	■									
Ortega Interchange	■										
El Toro Road Interchange	■										
SR-73 to El Toro Road	■	■					■				
I-405 to SR-55	■										
SR-55 to SR-57	■	■			■						

State Route 55 Projects

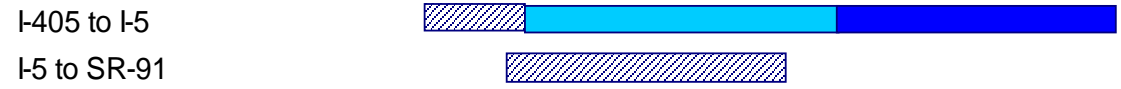


Project	Measure Project	Cost
I-405 to I-5	M2	\$275 million
I-5 to SR-91	M2	\$5 million

Forecast Schedule	2013	2014	2015	2016	2017	2018	2019	2020	2021	2022	2023
-------------------	------	------	------	------	------	------	------	------	------	------	------

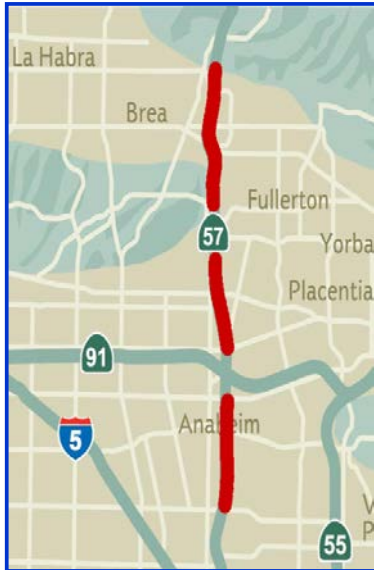
Legend:

-  Environmental
-  Final Design
-  Construction



Data Date: December 2013

State Route 57 Projects




Project	Measure Project	Cost
Katella to Lincoln	M2	\$39 million
Orangethorpe to Yorba Linda	M2	\$57 million
Yorba Linda to Lambert	M2	\$56 million
Orangewood to Katella	M2	\$500 thousand
Lambert to Tonner Canyon	M2	\$3 million

Forecast Schedule	2013	2014	2015	2016	2017	2018	2019	2020	2021	2022	2023
-------------------	------	------	------	------	------	------	------	------	------	------	------

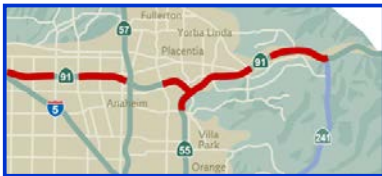
Legend:

-  Environmental
-  Final Design
-  Construction



Data Date: December 2013

State Route 91 Projects



Project	Measure Project	Cost
I-5 to SR-57	M2	\$68 million
Tustin Avenue to SR-55	M2	\$48 million
SR-57 to SR-55	M2	\$9 million

Forecast Schedule	2013	2014	2015	2016	2017	2018	2019	2020	2021	2022	2023
-------------------	------	------	------	------	------	------	------	------	------	------	------

Legend:

-  Environmental
-  Final Design
-  Construction



Data Date: December 2013

Interstate 405 Projects

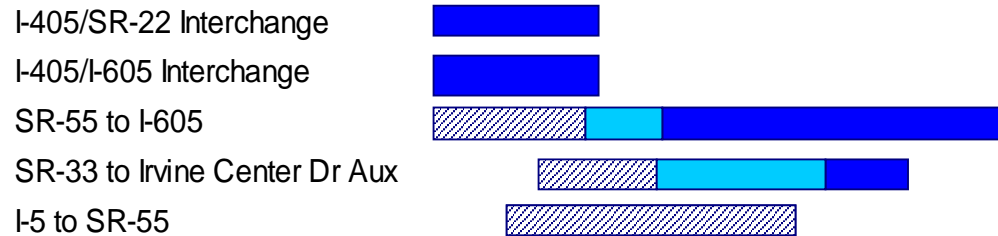


Project	Measure Project	Cost
I-405/SR-22 Interchange	M1	\$122 million
I-405/I-605 Interchange	M1	\$166 million
SR-55 to I-605	M2	\$1,254 million
SR-133 to Irvine Center Dr	STIP	\$14 million
I-5 to SR-55	M2	\$8 million

Forecast Schedule	2013	2014	2015	2016	2017	2018	2019	2020	2021	2022	2023
-------------------	------	------	------	------	------	------	------	------	------	------	------

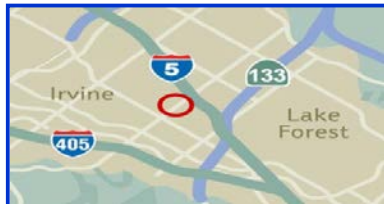
Legend:

-  Environmental
-  Final Design
-  Construction



Data Date: December 2013

Grade Separation Projects



Project	Measure Project	Cost
Raymond Avenue	M2	\$115 million
State College Boulevard	M2	\$85 million
Placentia Avenue	M2	\$70 million
Kraemer Boulevard	M2	\$67 million
Orangethorpe Avenue	M2	\$111 million
Tustin Avenue/Rose Drive	M2	\$99 million
Lakeview Avenue	M2	\$102 million
Sand Canyon Avenue	M2	\$63 million

Forecast Schedule	2013	2014	2015	2016	2017	2018	2019	2020	2021	2022	2023
-------------------	------	------	------	------	------	------	------	------	------	------	------

Legend:

-  Environmental
-  Final Design
-  Construction

Data Date: December 2013

